

RAY 1000 C/W



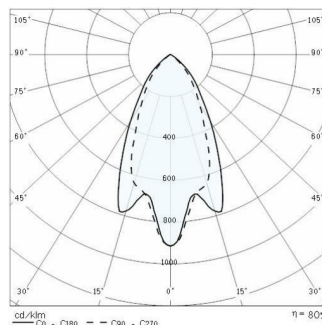
Part number	04003894
Lampholder:	cabla
Light Source:	HALOGEN METAL HALIDE LAMPS (HIE)
Wattage:	1x1000 W
Finish:	GR-94 / Metallic grey / Textured
Insulation class:	I
Degree of protection:	IP66
IK-J-xxIP:	IK07 2.6J xx5
Optic:	Wide Circle Intensive Reflector
Optic Beam:	60°
Ta MIN luminaire:	-25°
Ta MAX luminaire:	40°



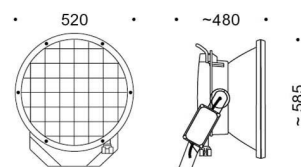
Description

- Metal halide floodlight for indoor and outdoor lighting, comprising:
- Die-cast painted aluminium housing and trim
 - Flat tempered glass diffuser
 - Extra pure polished aluminium reflectors
 - Anti-aging silicone gasket
 - Electrical wiring box with ignitor, supplied with the luminaire, made of technopolymer reinforced with glass fibre
 - Automatic line isolator switch in LCP
 - Internal wiring in nickel-plated copper with THT silicone insulation
 - Ceramic lamp supports with stainless steel check spring
 - Stainless steel external screws
 - Fully integrated stainless steel safety spring clips
 - Painted steel bracket
 - Patented anti-vacuum device
 - Graduated goniometer for aiming purposes
 - Retractable stainless steel aiming device
 - Adequate power supply units, available as accessories, must be used for all floodlights

Photometric data



Technical drawings



CONTROL GEAR

RAY 1000 HQI-TS D/S



14013320
Aluminium power supply unit IP65, 230 V - 50 Hz, class I, for 1000W high pressure sodium and metal halide lamps with fuse and without ignitor



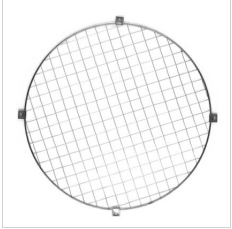
14020701
Power supply unit 230 V - 50Hz, class I, on galvanised steel plate for high pressure sodium and metal halide lamps with fuse and without ignitor



14260003
Set includes power supply unit and power-factor capacitor for 1000W high pressure sodium and metal halide lamp, 230V 50 Hz

OPTIONAL ACCESSORIES

RAY



14013720
Stainless steel wire guard



14166494
RAY Bracket with slots to allow the luminaire to be turned transversally and longitudinally